


PROP TALK A

Whole Group Leader Guide



DREAMS COME TRUE

1st SHINE A LIGHT

directions on back

YOU'LL NEED

- Flashlight (1 per room)
- Picture of Jesus (1 per room)

2nd SAY WITH ME

all ages

Say Together: I can live like Jesus!

3rd QUESTIONS

ages 4-K

1. **Why is Jesus a good example?** *Everything Jesus did was a right choice.*
2. **What can you do to show you're copying Jesus?** *Say kind words, help others, make right choices, read my Bible, pray, be a good example, etc.*

SHINE A LIGHT

directions

Before Prop Talk

1. **Secretly** give Picture of Jesus to another leader in your room.

Prop Talk

1. **Turn off** some lights if possible to darken the room, but keep your environment safe.

Say: I'm trying to find a good example to copy so I can shine a light on what Jesus is like. Friends, will you help me?

2. **Shine** flashlight on your shoes.

Say: Oh! My shoes! Can I copy them to show what Jesus is like?

3. Kids **respond**, "No!"
4. **Shine** the flashlight on other objects in your room, such as a table, chair, the wall, etc.
5. When you shine the flashlight on each object, **ask** kids if you can copy the object to show what Jesus is like, and **give time** for them to **answer**.
6. Finally, the other leader in your room **holds up** the picture of Jesus.
7. **Shine** the flashlight on the picture of Jesus.

Say: Oh! It's Jesus! Should I copy Jesus to show everyone what He's like?


8. Kids **respond**, "Yes!"

Say: We can copy Jesus' example to shine a light for others. Then they will know what Jesus is like!

9. **Say** "Say With Me" listed on the front.
10. For ages 4-K, **ask** "Questions" listed on the front.

PROP TALK B

Whole Group Leader Guide



**DREAMS
COME TRUE**

1st WHAT I SAY

directions on back

YOU'LL NEED

- Toy microphone (1 per room)

2nd SAY WITH ME

all ages

Say Together: I can live like Jesus!

3rd QUESTIONS

ages 4-K

1. **How can you be a good example in what you say?**
Say kind words.
2. **When you feel like using mean words, who can help you say kind words, instead?** *Jesus, God, my leaders, my parents, my friends, teachers, my family, etc.*

WHAT I SAY

directions

1. **Hold up** the microphone for kids to see.
2. **Speak** into the microphone every time you speak during this Prop Talk.

Say: Friends, I'm going to say some words into this microphone. If they're kind words that set a good example, you copy them. If they're not, say, "No!"

3. **Say** one phrase from the **Words List** below.
4. **Point** microphone toward the kids.
5. If the phrase was a good example, **help** kids **copy** it. If the phrase was a bad example, **help** kids **say**, "No!"
6. **Repeat** steps 3-5 until you've used all the phrases on the **Words List**.

Say: Good job, friends! You did great copying the good examples! Now, what other kind words can you think of?

7. **Give turns** to as many kids as possible to **say** something kind into the microphone.
8. **Say** "Say With Me" listed on the front.
9. For ages 4-K, **ask** "Questions" listed on the front.


Words List

Good Examples

- Please.
- Jesus loves you!
- You're welcome.
- Thank you.
- Can I help you?
- I love you.

Bad Examples

- I don't like you!
- Go away!
- You're mean!
- I won't listen!
- Give me that!
- I won't share!



**DREAMS
COME TRUE**

FOLLOW JESUS
directions

1st FOLLOW JESUS

directions on back

YOU'LL NEED

- Non-slip footprints (4 per room)

2nd SAY WITH ME

all ages

Say Together: I can live like Jesus!

3rd QUESTIONS

ages 4-K

1. **Whose footsteps should you follow?** *Jesus' footsteps*
2. **What can you do to follow Jesus' footsteps?** *Make right choices, be kind, say kind words, read my Bible, share, etc.*

1. **Hold up** footprints for kids to see.

Say: When we copy Jesus' good example, it's called following His footsteps. Let's think of some good examples Jesus set for each of these footprints.

2. Help kids think of good things Jesus did, and for each one, put a footprint on the floor to create a trail. *See **Jesus' Examples List** below if needed.*

Say: Those are some great examples Jesus set. Now let's all follow in His footsteps to remind us to copy His example!


3. Everyone **chants** together, "Follow Jesus!" as Small Groups come up and **walk** or **hop** over the footprints, then **sit** back in their spots.
4. **Say** "Say With Me" listed on the front.
5. For ages 4-K, **ask** "Questions" listed on the front.

Jesus' Examples List

- Love others
- Read the Bible
- Help others
- Love God
- Pray for others
- Say kind words
- Make right choices
- Obey

PROP TALK D

Whole Group Leader Guide



DREAMS COME TRUE

1st BE LIKE JESUS

directions on back

YOU'LL NEED

- Jesus necklace (1 per room)

2nd SAY WITH ME

all ages

Say Together: I can live like Jesus!

3rd QUESTIONS

ages 4-K

1. **Who always wants to be our best friend and leader?** *Jesus*
2. **What things can you do to show Jesus is your best friend and leader?** *Live like Jesus, copy Jesus, set a good example, etc.*

BE LIKE JESUS

Prop Talk

1. **Wear** the Jesus necklace.

Ask: Who do you see on my necklace?

2. Kids **respond**, "Jesus!"

Say: It is Jesus! He's my best friend and leader. I want to copy His example every day. Stand up so we can play a game about that!

3. Everyone **stands**.

Say: I'll say some good things Jesus does, and you copy me until I say, "Freeze!"

4. **Say** a phrase from the **Copy Jesus List** below and do the matching action.
5. **Help** kids **copy** what you said and what you did, over and over.
6. **Say**, "Freeze!" so everyone **freezes**.
7. **Repeat** steps 4-7 for as many phrases and actions as you have time for.
8. Everyone **sits** down.
9. **Say** "Say With Me" listed on the front.
10. For ages 4-K, **ask** "Questions" listed on the front.

Copy Jesus List

Phrase	Action
• Show God's love	• High five friends
• Praise God	• Wave hands in air
• Help friends	• Shake friends' hands
• Say kind words	• Make a puppet with your hand and make it say, "Say kind words."