


Small Group Leader Guide



Week 1

Ages 4-K
Dreams Come True

Question

How can I be a good example?

Answer

I can live like Jesus!

Bible Verse

1 Timothy 4:12 NIRV ... *Set an example ... in what you say and in how you live. ...*

What To Do First

Review

1. **Introduce** yourself.
2. **Say** the **Question**, **Answer**, and **Verse** together.

Read

1. **Lay** Story Cards in order.
2. **Point** to the first card.
3. **Read** the caption.
4. **Ask** the **Review Question**.
5. **Do** the **Action** together.
6. **Repeat** steps 2-5 for Story Cards 2-5.

Remember

What Do You See?

1. **Hold up** Story Card 1.
2. **Ask**, "What do you see in this picture?" *Group answers.*
3. **Repeat** steps 1-2 for Story Cards 2-5.

Review Questions & Actions

Story Card 1

Question

Who lied about Joseph?
Potiphar's wife

Action

Make a grumpy, mean face like Potiphar's wife.

Story Card 2

Question

Who had dreams in prison?
Pharaoh's servants

Action

Pretend to sleep and have a dream.

Story Card 3

Question

Who had two bad dreams?
Pharaoh

Action

Clap your hands because Joseph helped Pharaoh.

Story Card 4

Question

After Joseph helped Pharaoh, how did Pharaoh feel?
Thankful

Action

Pretend to be in charge like Joseph with your hands on your hips.

Story Card 5

Question

Who came to buy food from Joseph?
Joseph's brothers

Action

Pretend to hand food to all of Joseph's brothers.

How To Wrap Up

Talk

Joseph helped others.
Who do you like to help?


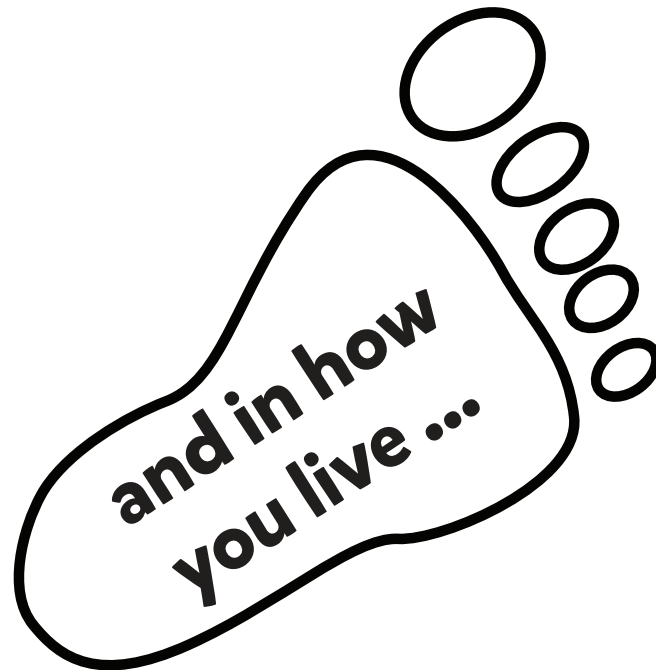


Pray

Ask kids what they want to talk to God about, and pray with them.


Adventure Book

Begin at Check Out Time

1. If you need to help with check out, **combine** your Small Groups.
2. **Give** each kid an Adventure Book, six stickers, and some crayons.
3. **Help** kids do activities inside the book.
4. **Keep** kids busy coloring and talking during check out.
5. **Send** stickers home with kids who leave early.
6. When a kid leaves, **tell** the parents something positive about their kid.



Small Group Leader Guide



Week 2

Ages 4-K
Dreams Come True

Question

How can I be a good example?

Answer

I can live like Jesus!

Bible Verse

1 Timothy 4:12 NIRV ... *Set an example ... in what you say and in how you live. ...*

What To Do First

Review

1. **Introduce** yourself.
2. **Say** the **Question**, **Answer**, and **Verse** together.

Read

1. **Lay** Story Cards in order.
2. **Point** to the first card.
3. **Read** the caption.
4. **Ask** the **Review Question**.
5. **Do** the **Action** together.
6. **Repeat** steps 2-5 for Story Cards 2-5.

Remember

Mix It Up

1. **Shuffle** Story Cards.
2. **Place** Story Cards in the wrong order.
3. **Say**, "This story's mixed up! Let's put it in order."
4. Group **helps** put Story Cards in order.

Review Questions & Actions

Story Card 1

Question

Who sent Joseph to Egypt? *Joseph's brothers*

Action

Make a grumpy, mean face like Potiphar's wife.

Story Card 2

Question

Who showed Joseph what the dreams meant? *God*

Action

Pretend to sleep and have a dream.

Story Card 3

Question

Who helped Pharaoh? *Joseph*

Action

Clap your hands because Joseph helped Pharaoh.

Story Card 4

Question

Who put Joseph in charge of all the food? *Pharaoh*

Action

Pretend to be in charge like Joseph with your hands on your hips.

Story Card 5

Question

Why did Joseph's brothers come to see him? *To buy food*

Action

Pretend to hand food to all of Joseph's brothers.

How To Wrap Up

Talk

Joseph was in charge of all the food. What kind of food do you like to eat?


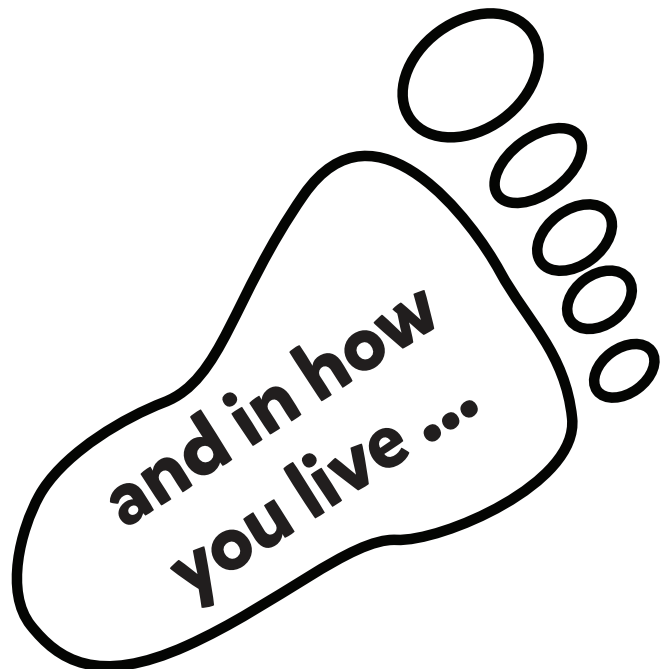


Pray

Ask kids what they want to talk to God about, and pray with them.


Adventure Book

Begin at Check Out Time

1. If you need to help with check out, **combine** your Small Groups.
2. **Give** each kid an Adventure Book, six stickers, and some crayons.
3. **Help** kids do activities inside the book.
4. **Keep** kids busy coloring and talking during check out.
5. **Send** stickers home with kids who leave early.
6. When a kid leaves, **tell** the parents something positive about their kid.



Small Group Leader Guide



Week 3

Ages 4-K
Dreams Come True

Question

How can I be a good example?

Answer

I can live like Jesus!

Bible Verse

1 Timothy 4:12 NIRV ... *Set an example ... in what you say and in how you live. ...*

What To Do First

Review

1. **Introduce** yourself.
2. **Say** the **Question**, **Answer**, and **Verse** together.

Read

1. **Lay** Story Cards in order.
2. **Point** to the first card.
3. **Read** the caption.
4. **Ask** the **Review Question**.
5. **Do** the **Action** together.
6. **Repeat** steps 2-5 for Story Cards 2-5.

Remember Now What?

1. **Lay** down Story Card 1.
2. **Read** the caption.
3. **Ask**, "Now what's going to happen in the next picture?" *Group answers.*
4. **Repeat** steps 1-3 for Story Cards 2-5.

Review Questions & Actions

Story Card 1

Question

Where did Joseph have to go? *To prison*

Action

Make a grumpy, mean face like Potiphar's wife.

Story Card 2

Question

Did God give Joseph a chance to help out in prison? *Yes*

Action

Pretend to sleep and have a dream.

Story Card 3

Question

Who told Pharaoh about Joseph? *Pharaoh's servant*

Action

Clap your hands because Joseph helped Pharaoh.

Story Card 4

Question

Why did Pharaoh put Joseph in charge? *He was thankful for Joseph's help.*

Action

Pretend to be in charge like Joseph with your hands on your hips.

Story Card 5

Question

What did Joseph say to his brothers? *See Story Card 5*

Action

Pretend to hand food to all of Joseph's brothers.

How To Wrap Up

Talk




Joseph forgave his brothers and shared with them. Who do you share with?

Pray

Ask kids what they want to talk to God about, and pray with them.

Adventure Book Begin at Check Out Time

1. If you need to help with check out, **combine** your Small Groups.
2. **Give** each kid an Adventure Book, six stickers, and some crayons.
3. **Help** kids do activities inside the book.
4. **Keep** kids busy coloring and talking during check out.
5. **Send** stickers home with kids who leave early.
6. When a kid leaves, **tell** the parents something positive about their kid.



Small Group Leader Guide



Week 4

Ages 4-K
Dreams Come True

Question

How can I be a good example?

Answer

I can live like Jesus!

Bible Verse

1 Timothy 4:12 NIRV ... *Set an example ... in what you say and in how you live. ...*

What To Do First

Review

1. **Introduce** yourself.
2. **Say** the **Question**, **Answer**, and **Verse** together.

Read

1. **Lay** Story Cards in order.
2. **Point** to the first card.
3. **Read** the caption.
4. **Ask** the **Review Question**.
5. **Do** the **Action** together.
6. **Repeat** steps 2-5 for Story Cards 2-5.

Remember

What's Missing?

1. **Lay** out four Story Cards.
2. **Ask**, "Which picture is missing?" *Group answers.*
3. **Lay** Story Card in place.
4. **Repeat** steps 1-3, but **leave out** different card.

Review Questions & Actions

Story Card 1

Question

Did Joseph do anything wrong? *No*

Action

Make a grumpy, mean face like Potiphar's wife.

Story Card 2

Question

How did Joseph help the servants? *He told them what their dreams meant.*

Action

Pretend to sleep and have a dream.

Story Card 3

Question

How did Joseph help Pharaoh? *He told Pharaoh what his dreams meant, too.*

Action

Clap your hands because Joseph helped Pharaoh.

Story Card 4

Question

If Joseph didn't live God's way, do you think he'd be in charge of the food? *No*

Action

Pretend to be in charge like Joseph with your hands on your hips.

Story Card 5

Question

How was Joseph kind to his brothers? *He forgave them and shared with them.*

Action

Pretend to hand food to all of Joseph's brothers.

How To Wrap Up

Talk

God helped Joseph know what dreams meant. What do you dream about?

Pray

Ask kids what they want to talk to God about, and pray with them.

Adventure Book

Begin at Check Out Time

1. If you need to help with check out, **combine** your Small Groups.
2. **Give** each kid an Adventure Book, six stickers, and some crayons.
3. **Help** kids do activities inside the book.
4. **Keep** kids busy coloring and talking during check out.
5. **Send** stickers home with kids who leave early.
6. When a kid leaves, **tell** the parents something positive about their kid.

