


Small Group Leader Guide



Week 1

Ages 4-K
Journeys for Jesus

Question

Who should I share Jesus with?

Answer

Share Jesus with everyone!

Bible Verse

Mark 16:15 NLT ... "Go into all the world and preach the Good News to everyone."

What To Do First

Review

1. **Introduce** yourself.
2. **Say** the **Question**, **Answer**, and **Verse** together.

Read

1. **Lay** Story Cards in order.
2. **Point** to the first card.
3. **Read** the caption.
4. **Ask** the **Review Question**.
5. **Do** the **Action** together.
6. **Repeat** steps 2-5 for Story Cards 2-5.

Remember

What Do You See?

1. **Hold up** Story Card 1.
2. **Ask**, "What do you see in this picture?" *Group answers.*
3. **Repeat** steps 1-2 for Story Cards 2-5.

Review Questions & Actions

Story Card 1

Question

Who did Paul share Jesus with? *Everyone he met*

Action

Put your hand to your ear and pretend to listen to Paul.

Story Card 2

Question

Was everyone happy that Paul taught about Jesus?
No

Action

Pretend to be angry. Make fists and hit the floor with them.

Story Card 3

Question

What did Paul have to travel on? *A boat*

Action

Clap your hands to make thunder. Make big waves with your arms.

Story Card 4

Question

What did everyone do when the boat crashed?
Swam to an island

Action

Make prayer hands.

Story Card 5

Question

Where was Paul chained in a house? *In a city called Rome*

Action

Pretend to write with your finger.

How To Wrap Up

Talk

God tells us to share Jesus with everyone. Who will you share Him with?



Pray

Ask kids what they want to talk to God about, and pray with them.


Adventure Book

Begin at Check Out Time

1. If you need to help with check out, **combine** your Small Groups.
2. **Give** each kid an Adventure Book, six stickers, and some crayons.
3. **Help** kids do activities inside the book.
4. **Keep** kids busy coloring and talking during check out.
5. **Send** stickers home with kids who leave early.
6. When a kid leaves, **tell** the parents something positive about their kid.



Small Group Leader Guide



Week 2

Ages 4-K
Journeys for Jesus

Question

Who should I share Jesus with?

Answer

Share Jesus with everyone!

Bible Verse

Mark 16:15 NLT ... "Go into all the world and preach the Good News to everyone."

What To Do First

Review

1. **Introduce** yourself.
2. **Say** the **Question**, **Answer**, and **Verse** together.

Read

1. **Lay** Story Cards in order.
2. **Point** to the first card.
3. **Read** the caption.
4. **Ask** the **Review Question**.
5. **Do** the **Action** together.
6. **Repeat** steps 2-5 for Story Cards 2-5.

Remember

Mix It Up

1. **Shuffle** Story Cards.
2. **Place** Story Cards in the wrong order.
3. **Say**, "This story's mixed up! Let's put it in order."
4. Group **helps** put Story Cards in order.

Review Questions & Actions

Story Card 1

Question

Who did Paul share with everyone he met? *Jesus*

Action

Put your hand to your ear and pretend to listen to Paul.

Story Card 2

Question

Why did some of the people attack Paul? *Paul's teaching upset them.*

Action

Pretend to be angry. Make fists and hit the floor with them.

Story Card 3

Question

What happened on the boat? *A huge storm came and the boat crashed.*

Action

Clap your hands to make thunder. Make big waves with your arms.

Story Card 4

Question

How did Paul share Jesus on the island? *He prayed for a sick man.*

Action

Make prayer hands.

Story Card 5

Question

Paul couldn't leave his house. Did Paul still share Jesus? *Yes*

Action

Pretend to write with your finger.

How To Wrap Up

Talk



Paul prayed for people to share Jesus. Who can you pray for?

Pray


Ask kids what they want to talk to God about, and pray with them.

Adventure Book Begin at Check Out Time

1. If you need to help with check out, **combine** your Small Groups.
2. **Give** each kid an Adventure Book, six stickers, and some crayons.
3. **Help** kids do activities inside the book.
4. **Keep** kids busy coloring and talking during check out.
5. **Send** stickers home with kids who leave early.
6. When a kid leaves, **tell** the parents something positive about their kid.



Small Group Leader Guide



Week 3

Ages 4-K
Journeys for Jesus

Question

Who should I share Jesus with?

Answer

Share Jesus with everyone!

Bible Verse

Mark 16:15 NLT ... "Go into all the world and preach the Good News to everyone."

What To Do First

Review

1. **Introduce** yourself.
2. **Say** the **Question, Answer, and Verse** together.

Read

1. **Lay** Story Cards in order.
2. **Point** to the first card.
3. **Read** the caption.
4. **Ask** the **Review Question**.
5. **Do** the **Action** together.
6. **Repeat** steps 2-5 for Story Cards 2-5.

Remember Now What?

1. **Lay** down Story Card 1.
2. **Read** the caption.
3. **Ask**, "Now what's going to happen in the next picture?" *Group answers.*
4. **Repeat** steps 1-3 for Story Cards 2-5.

Review Questions & Actions

Story Card 1

Question

Why did many people believe in Jesus? *Paul shared Jesus with them.*

Action

Put your hand to your ear and pretend to listen to Paul.

Story Card 2

Question

Who was unfairly arrested? *Paul*

Action

Pretend to be angry. Make fists and hit the floor with them.

Story Card 3

Question

What did everyone think would happen? *They would all die.*

Action

Clap your hands to make thunder. Make big waves with your arms.

Story Card 4

Question

What did God do when Paul prayed for the sick man? *He healed him.*

Action

Make prayer hands.

Story Card 5

Question

How did Paul share Jesus when he couldn't leave his house? *Paul wrote letters.*

Action

Pretend to write with your finger.

How To Wrap Up

Talk



Paul wrote letters to share Jesus. Who can help you write a letter?

Pray


Ask kids what they want to talk to God about, and pray with them.

Adventure Book Begin at Check Out Time

1. If you need to help with check out, **combine** your Small Groups.
2. **Give** each kid an Adventure Book, six stickers, and some crayons.
3. **Help** kids do activities inside the book.
4. **Keep** kids busy coloring and talking during check out.
5. **Send** stickers home with kids who leave early.
6. When a kid leaves, **tell** the parents something positive about their kid.



Small Group Leader Guide



Week 4

Ages 4-K
Journeys for Jesus

Question

Who should I share Jesus with?

Answer

Share Jesus with everyone!

Bible Verse

Mark 16:15 NLT ... "Go into all the world and preach the Good News to everyone."

What To Do First

Review

1. **Introduce** yourself.
2. **Say** the **Question**, **Answer**, and **Verse** together.

Read

1. **Lay** Story Cards in order.
2. **Point** to the first card.
3. **Read** the caption.
4. **Ask** the **Review Question**.
5. **Do** the **Action** together.
6. **Repeat** steps 2-5 for Story Cards 2-5.

Remember

What's Missing?

1. **Lay** out four Story Cards.
2. **Ask**, "Which picture is missing?" *Group answers.*
3. **Lay** Story Card in place.
4. **Repeat** steps 1-3, but **leave out** different card.

Review Questions & Actions

Story Card 1

Question

What happened when Paul shared Jesus? *People believed in and knew Jesus.*

Action

Put your hand to your ear and pretend to listen to Paul.

Story Card 2

Question

Was it fair when Paul was arrested? *No*

Action

Pretend to be angry. Make fists and hit the floor with them.

Story Card 3

Question

What happened to the people when the boat crashed? *They were alive.*

Action

Clap your hands to make thunder. Make big waves with your arms.

Story Card 4

Question

Why did Paul pray for the sick man? *To share Jesus with people on the island*

Action

Make prayer hands.

Story Card 5

Question

Why did Paul write letters? *To share Jesus with everyone*

Action

Pretend to write with your finger.

How To Wrap Up

Talk

We share Jesus so people can know Him.
What do you know about Jesus?

Pray

Ask kids what they want to talk to God about, and pray with them.

Adventure Book

Begin at Check Out Time

1. If you need to help with check out, **combine** your Small Groups.
2. **Give** each kid an Adventure Book, six stickers, and some crayons.
3. **Help** kids do activities inside the book.
4. **Keep** kids busy coloring and talking during check out.
5. **Send** stickers home with kids who leave early.
6. When a kid leaves, **tell** the parents something positive about their kid.

