


PROP TALK A

Whole Group Leader Guide



THE BIG PICNIC

1st JESUS IS BIG

directions on back

YOU'LL NEED

- Telescope (1 per room)
- Outer space table cloth (1 per room)
- Sticky tack (2 strips per room)

2nd SAY WITH ME

all ages

Say Together: Nothing is too big for God!

3rd QUESTIONS

ages 4-K

1. **Who made everything you can see in the sky?**
God
2. **What's one reason we can't see God with our eyes?** *He's way too big!*

JESUS IS BIG

directions

Before Prop Talk

1. **Mount** outer space table cloth on the wall where kids can see it with sticky tack.

Prop Talk

1. **Show** telescope.

Ask: What's this? What do you use it for?

2. Kids **respond**.

Say: This is a telescope. It helps us see things that are really far away in the sky, even things we can't see with just our eyes! Hey! What's this?

3. **Point** to the outer space table cloth on the wall.

Say: That's the night sky! I wonder if I can use this telescope to see God in it. Let's try right now!

4. **Look** through the telescope at the outer space table cloth.

Say: Oh look! I see the (*object from table cloth*), but I don't see God. That's because God's even bigger than (*object from table cloth*).

5. **Repeat** step 4 once or twice, letting kids use the telescope to look at objects of their choice on the table cloth.


Say: Hmm. None of us could see God in that night sky! That's because He's bigger than the whole sky! He made everything in the whole sky, you know! Turns out God's way too big to see with our eyes!

6. **Say** "Say With Me" listed on the front.

7. For ages 4-K, **ask** "Questions" listed on the front.

PROP TALK B

Whole Group Leader Guide



THE BIG PICNIC

1st GOD HAS MORE

directions on back

YOU'LL NEED

- Lunch box (1 per room)
- Toy fish (2 per room)
- Toy loaves of bread (5 per room)

2nd SAY WITH ME

all ages

Say Together: Nothing is too big for God!

3rd QUESTIONS

ages 4-K

1. **Can we turn a little lunch into a big dinner for everyone all by ourselves?** *No*
2. **Whose big, strong power can turn a little lunch into a big dinner for everyone?** *God's*

GOD HAS MORE directions

Before Prop Talk

1. Place the 5 loaves and 2 fish inside lunch box.

Prop Talk

1. **Open** lunch box and **count** the fish and bread inside with your kids.

Say: Friends, this is my lunch. Let me see if I can share these seven things with everyone here.

2. **Give** a loaf of bread or a fish to as many kids as you can. **Note:** *If your class is small enough for everyone to hold a loaf or a fish, skip to step 3.*

Say: Oh boy. I don't have enough to feed everyone here. That's too bad. Sorry I couldn't feed you all.

3. **Collect** bread and fish back into your lunch box.

Say: Hmm. I wonder if I have enough lunch to share with all the moms and dads and friends at church today. Do you think I have enough?

4. Kids **respond**.

Say: What about if I wanted to feed 5,000 people? That's a lot of tummies! Would this feed them all?

5. Kids **respond**.

Say: It's too big for me to feed 5,000 people with this. But nothing is too big for God! In the Bible, it says He fed 5,000 people with only seven little pieces of lunch!

6. **Pass** one loaf of bread and one fish to a kid and **chant together**, "Nothing is too big for God!"


7. **Keep chanting** and **passing** the loaf and fish to as many kids as possible.

8. **Say** "Say With Me" listed on the front.

9. For ages 4-K, **ask** "Questions" listed on the front.

PROP TALK C

Whole Group Leader Guide



THE BIG PICNIC

1st NOTHING HERE

directions on back

YOU'LL NEED

- Empty bag (1 per room)

2nd SAY WITH ME

all ages

Say Together: Nothing is too big for God!

3rd QUESTIONS

ages 4-K

1. **Are any problems too big for God?** *No*
2. **Who can we pray to about our problems?** *God*

NOTHING HERE

directions

1. **Show** bag to kids, but don't show them the inside.

Say: Friends, I have something in the bag, and you have to guess what it is. I'll give you a clue—it's something that's too hard for God. Do you think it's helping someone feel better when they're sad?

2. **Help** kids **respond**, "No!"

Say: Hmm, that's not too hard for God. Is it (*something from the **Not Too Hard for God List** below*)? Is that too hard for God?

3. **Help** kids **respond**, "No!"

4. **Repeat** steps 2-3, choosing as many things from the list as time allows.

Say: Okay, you've guessed enough. It's time for me to show you the thing that's too hard for God.

5. **Show** kids the empty inside of your bag.

Say: Guess what? There's nothing inside my bag because nothing is too hard for God! When you have a problem, pray to God and He will take care of you!

6. **Cheer** and **say** together, "Nothing is too hard for God!"

7. **Say** "Say With Me" listed on the front.


8. For ages 4-K, **ask** "Questions" listed on the front.

Not Too Hard for God List

- Making a big, strong lion
- Making all the stars in the sky
- Taking care of everyone in the whole world
- Giving people food to eat when they're hungry
- Making the whole wide world
- Healing someone who's sick

PROP TALK D

Whole Group Leader Guide



THE BIG PICNIC

1st STRONG JESUS

directions on back

YOU'LL NEED

- Picture of Jesus (1 per room)

2nd SAY WITH ME

all ages

Say Together: Nothing is too big for God!

3rd QUESTIONS

ages 4-K

1. **Who is stronger than everything in the whole wide world?** *Jesus*
2. **Can Jesus use His big, strong power to take care of all of us?** *Yes*

STRONG JESUS

1. **Hide** picture of Jesus behind your back.

Say: Let's play a fun game to help us remember how big and strong God is! We'll pretend we're big, strong bears. But if I show you something stronger than a bear, you have to freeze!

2. Kids **pretend** to be bears with you.
3. **Show** picture of Jesus and **say**, "Freeze!"
4. **Say together**, "Jesus is stronger!"

Say: Jesus is stronger than a bear. But what about another strong animal? Who can think of another big, strong animal we could pretend to be?

5. Kids **respond**. *Note: If kids can't think of one, choose one from the **Strong Animals List** below.*
6. **Repeat** steps 2-5 as time allows, using different animals.
7. **Say** "Say With Me" listed on the front.
8. For ages 4-K, **ask** "Questions" listed on the front.

Strong Animals List

- Elephant
- Shark
- Tiger
- Crocodile
- Lion
- Hippopotamus