

Small Group Leader Guide



Week 1

Ages 4-K
The Big Picnic

Question

What problems are too big for God?

Answer

Nothing is too big for God!

Bible Verse

Jeremiah 32:17 NLT "O ... LORD! You made the heavens and earth ... Nothing is too hard for you!"

What To Do First

Review

1. **Introduce** yourself.
2. **Say** the **Question**, **Answer**, and **Verse** together.

Read

1. **Lay** Story Cards in order.
2. **Point** to the first card.
3. **Read** the caption.
4. **Ask** the **Review Question**.
5. **Do** the **Action** together.
6. **Repeat** steps 2-5 for Story Cards 2-5.

Remember

What Do You See?

1. **Hold up** Story Card 1.
2. **Ask**, "What do you see in this picture?" *Group answers.*
3. **Repeat** steps 1-2 for Story Cards 2-5.

Review Questions & Actions

**Story
Card
1**

Question

Who was hungry?
Everyone

Action

Rub your tummy like
you're hungry.

**Story
Card
2**

Question

Who gave their little lunch
to Jesus? *The boy*

Action

Count to five on your
fingers for the bread, and
count to two for the fish.

**Story
Card
3**

Question

Who did Jesus thank for
the food? *God*

Action

Pretend to be Jesus'
disciple and hand the food
out to everyone.

**Story
Card
4**

Question

Did anyone leave hungry?
No

Action

Pretend to eat lots and
lots of food.

**Story
Card
5**

Question

How many baskets of
leftover bread and fish
were there? *Twelve*

Action

Pretend to put leftover
bread and fish in a basket.

How To Wrap Up

Talk

The people wanted to eat.
What do you like to eat?



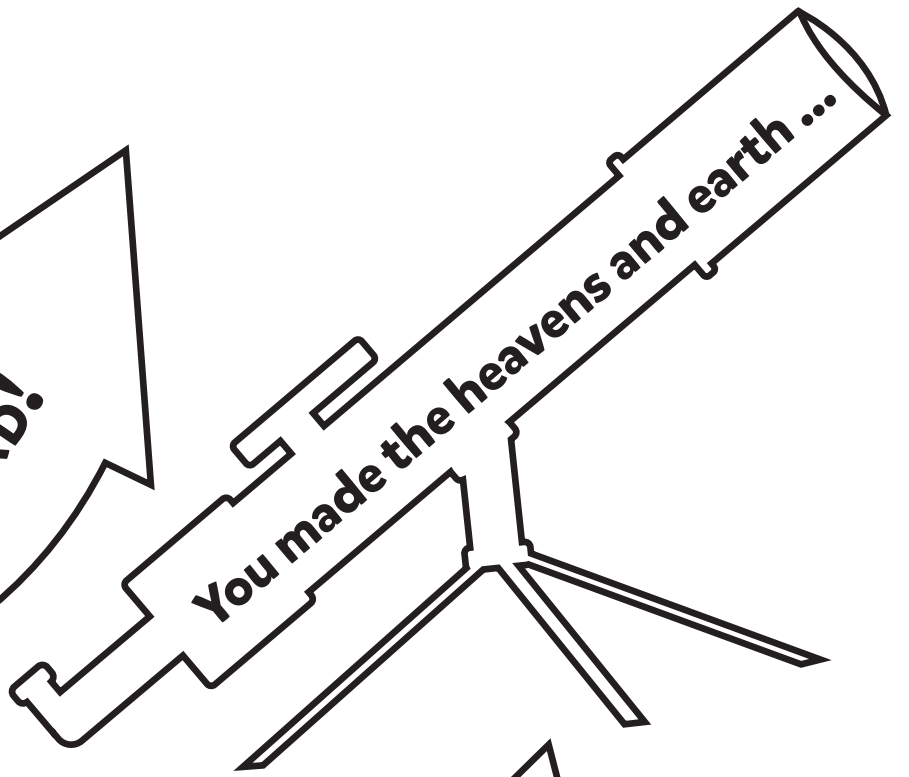

Pray

Ask kids what they want to talk to God
about, and pray with them.

Adventure Book

Begin at Check Out Time

1. If you need to help with check out, **combine** your Small Groups.
2. **Give** each kid an Adventure Book, six stickers, and some crayons.
3. **Help** kids do activities inside the book.
4. **Keep** kids busy coloring and talking during check out.
5. **Send** stickers home with kids who leave early.
6. When a kid leaves, **tell** the parents something positive about their kid.



Small Group Leader Guide



Week 2

Ages 4-K
The Big Picnic

Question

What problems are too big for God?

Answer

Nothing is too big for God!

Bible Verse

Jeremiah 32:17 NLT "O ... LORD! You made the heavens and earth ... Nothing is too hard for you!"

What To Do First

Review

1. **Introduce** yourself.
2. **Say** the **Question**, **Answer**, and **Verse** together.

Read

1. **Lay** Story Cards in order.
2. **Point** to the first card.
3. **Read** the caption.
4. **Ask** the **Review Question**.
5. **Do** the **Action** together.
6. **Repeat** steps 2-5 for Story Cards 2-5.

Remember

Mix It Up

1. **Shuffle** Story Cards.
2. **Place** Story Cards in the wrong order.
3. **Say**, "This story's mixed up! Let's put it in order."
4. Group **helps** put Story Cards in order.

Review Questions & Actions

Story Card 1

Question

Who asked the disciples to feed everyone? *Jesus*

Action

Rub your tummy like you're hungry.

Story Card 2

Question

What was in the boy's little lunch? *Five loaves of bread and two fish*

Action

Count to five on your fingers for the bread, and count to two for the fish.

Story Card 3

Question

Who handed the pieces of bread and fish out to everyone? *Jesus' disciples*

Action

Pretend to be Jesus' disciple and hand the food out to everyone.

Story Card 4

Question

Who did the disciples pass out the bread and fish to? *Everyone*

Action

Pretend to eat lots and lots of food.

Story Card 5

Question

Who took care of all the people? *God*

Action

Pretend to put leftover bread and fish in a basket.

How To Wrap Up

Talk

The boy gave his lunch to Jesus. What can you give to Jesus?



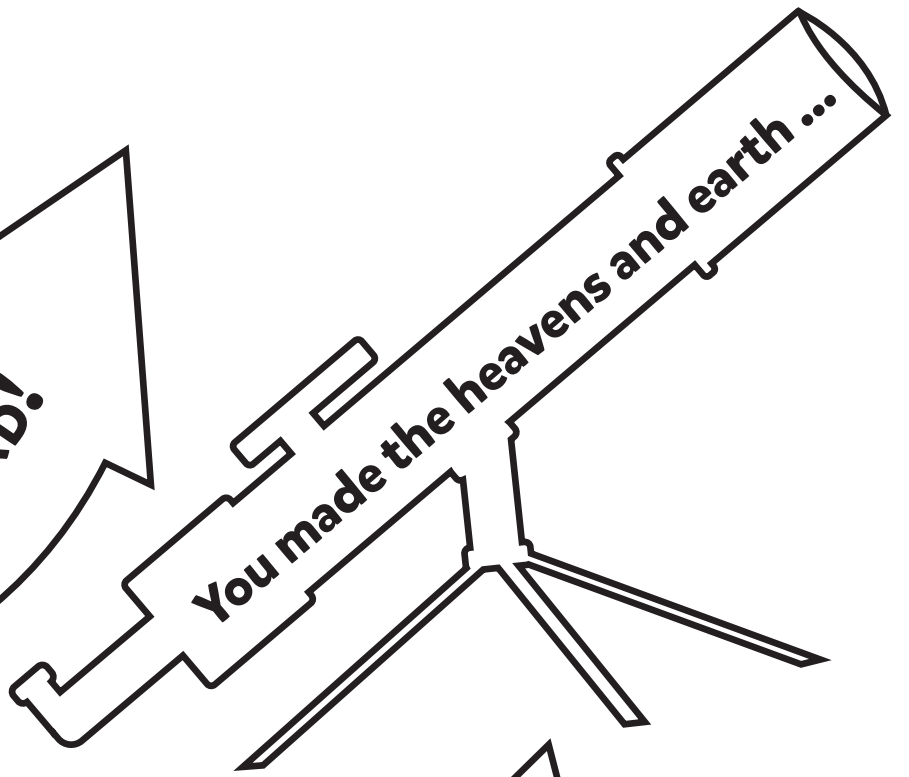

Pray

Ask kids what they want to talk to God about, and pray with them.


Adventure Book

Begin at Check Out Time

1. If you need to help with check out, **combine** your Small Groups.
2. **Give** each kid an Adventure Book, six stickers, and some crayons.
3. **Help** kids do activities inside the book.
4. **Keep** kids busy coloring and talking during check out.
5. **Send** stickers home with kids who leave early.
6. When a kid leaves, **tell** the parents something positive about their kid.



Small Group Leader Guide



Week 3

Ages 4-K
The Big Picnic

Question

What problems are too big for God?

Answer

Nothing is too big for God!

Bible Verse

Jeremiah 32:17 NLT "O ... LORD! You made the heavens and earth ... Nothing is too hard for you!"

What To Do First

Review

1. **Introduce** yourself.
2. **Say** the **Question**, **Answer**, and **Verse** together.

Read

1. **Lay** Story Cards in order.
2. **Point** to the first card.
3. **Read** the caption.
4. **Ask** the **Review Question**.
5. **Do** the **Action** together.
6. **Repeat** steps 2-5 for Story Cards 2-5.

Remember Now What?

1. **Lay** down Story Card 1.
2. **Read** the caption.
3. **Ask**, "Now what's going to happen in the next picture?" *Group answers.*
4. **Repeat** steps 1-3 for Story Cards 2-5.

Review Questions & Actions

Story Card	Question	Action
1	Who didn't have enough money to buy bread for everyone? <i>Jesus' disciples</i>	Rub your tummy like you're hungry.
2	Was the boy's little lunch big enough to feed everyone? <i>No</i>	Count to five on your fingers for the bread, and count to two for the fish.
3	Who thanked God for the bread and the fish? <i>Jesus</i>	Pretend to be Jesus' disciple and hand the food out to everyone.
4	How many people ate the bread and fish? <i>More than 5,000</i>	Pretend to eat lots and lots of food.
5	Who trusted God to care for them? <i>The people</i>	Pretend to put leftover bread and fish in a basket.

How To Wrap Up

Talk



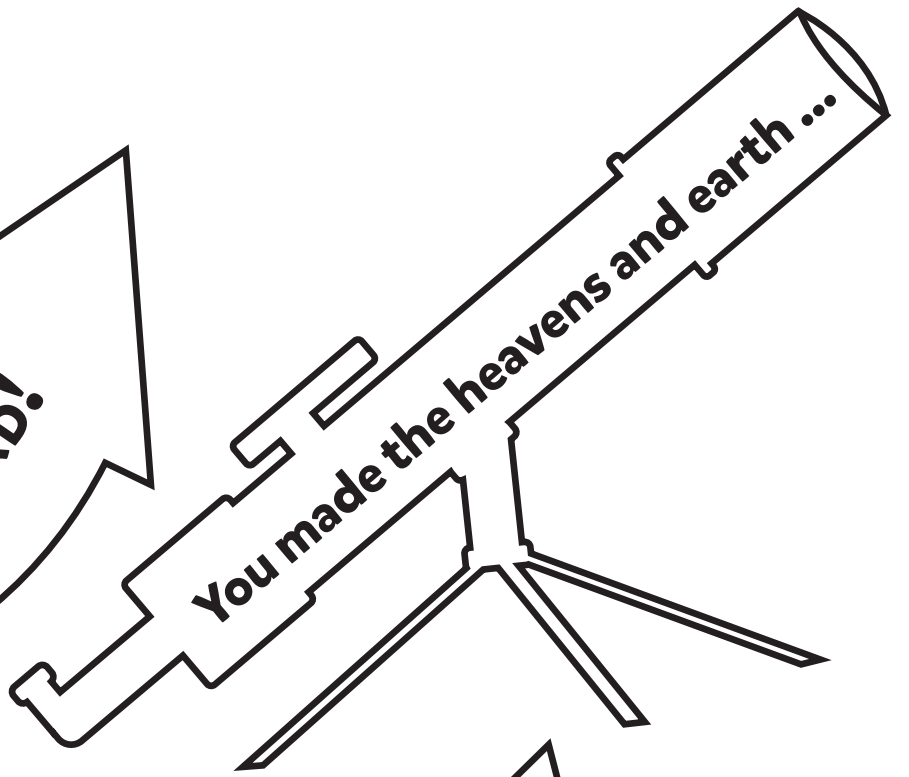

Jesus thanked God for the food.
What do you thank God for?

Pray

Ask kids what they want to talk to God about, and pray with them.

Adventure Book Begin at Check Out Time

1. If you need to help with check out, **combine** your Small Groups.
2. **Give** each kid an Adventure Book, six stickers, and some crayons.
3. **Help** kids do activities inside the book.
4. **Keep** kids busy coloring and talking during check out.
5. **Send** stickers home with kids who leave early.
6. When a kid leaves, **tell** the parents something positive about their kid.



Small Group Leader Guide



Week 4

Ages 4-K
The Big Picnic

Question

What problems are too big for God?

Answer

Nothing is too big for God!

Bible Verse

Jeremiah 32:17 NLT "O ... LORD! You made the heavens and earth ... Nothing is too hard for you!"

What To Do First

Review

1. **Introduce** yourself.
2. **Say** the **Question**, **Answer**, and **Verse** together.

Read

1. **Lay** Story Cards in order.
2. **Point** to the first card.
3. **Read** the caption.
4. **Ask** the **Review Question**.
5. **Do** the **Action** together.
6. **Repeat** steps 2-5 for Story Cards 2-5.

Remember

What's Missing?

1. **Lay** out four Story Cards.
2. **Ask**, "Which picture is missing?" *Group answers.*
3. **Lay** Story Card in place.
4. **Repeat** steps 1-3, but **leave out** different card.

Review Questions & Actions

Story Card 1

Question

What did Jesus ask His disciples? "*Why don't you feed them?*"

Action

Rub your tummy like you're hungry.

Story Card 2

Question

Did the boy keep his lunch to himself? *No*

Action

Count to five on your fingers for the bread, and count to two for the fish.

Story Card 3

Question

What did Jesus' disciples hand out? *The bread and fish Jesus broke into pieces*

Action

Pretend to be Jesus' disciple and hand the food out to everyone.

Story Card 4

Question

How much did everyone eat? *As much as they wanted*

Action

Pretend to eat lots and lots of food.

Story Card 5

Question

Who gathered up the leftover bread and fish? *Jesus' disciples*

Action

Pretend to put leftover bread and fish in a basket.

How To Wrap Up

Talk

Jesus' disciples shared the food with everyone. Who do you share with?

Pray

Ask kids what they want to talk to God about, and pray with them.

Adventure Book

Begin at Check Out Time

1. If you need to help with check out, **combine** your Small Groups.
2. **Give** each kid an Adventure Book, six stickers, and some crayons.
3. **Help** kids do activities inside the book.
4. **Keep** kids busy coloring and talking during check out.
5. **Send** stickers home with kids who leave early.
6. When a kid leaves, **tell** the parents something positive about their kid.

