


PROP TALK A

Whole Group Leader Guide



THE DONKEY AND THE KING

1st PRAISE MUSIC

directions on back

YOU'LL NEED

- Music toys (3 per room)

2nd SAY WITH ME

all ages

Say Together: I give God all of me!

3rd QUESTIONS

ages 4-K

1. **Who can you worship with music?** *God*
2. **Why do you like to make music for God?**
Answers will vary.

PRAISE MUSIC

directions

1. **Show** music toys.

Ask: What are these? What do you use them for?

2. Kids **respond**.

Say: That's right! These make music! Music is one way to worship God. Let's make some music for God today!


3. **Choose** three kids to stand by you and hold a music toy.

Say: If you have an instrument, play it for God! If you don't, clap your hands and shout out, "Praise God!"

4. Kids **play** instruments, **clap**, and **shout** for a few seconds.
5. **Repeat** steps 3-4 as time allows, choosing new kids to come up and play the music toys each time.
6. **Say** "Say With Me" listed on the front.
7. For ages 4-K, **ask** "Questions" listed on the front.

PROP TALK B

Whole Group Leader Guide



THE DONKEY AND THE KING

1st PRAISE HANDS

directions on back

YOU'LL NEED

- Giant hands (1 pair per room)

2nd SAY WITH ME

all ages

Say Together: I give God all of me!

3rd QUESTIONS

ages 4-K

1. **Who can you worship with your hands?** *God*
2. **When you worship God, are you showing Him love?** *Yes*

PRAISE HANDS

directions

1. **Put on** giant hands.

Say: Friends, look at my big hands! I can use them to worship God. Tell me some ways I can worship God with my hands.

2. Kids **respond**.

Say: You have some good ideas! Let's all worship Jesus together with our hands! Copy me!


3. Say a phrase from the **Praise Hands List**, and **do the action** that goes with it until all the kids **copy** you.
4. After kids copy you, **shout**, "Freeze!"
5. Kids **freeze**.
6. **Repeat** steps 3-5 as many times as time allows.

Praise Hands List

- I worship God with my hands when I clap for Him!
Clap hands.
 - I worship God with my hands when I put them high in the sky for Him!
Raise hands.
 - I worship God with my hands when I help others.
Hold hands out, palms up, pretending to help.
 - I worship God when I'm kind to people!
High five each other.
 - I worship God with my hands when I help make people feel better.
Pat each other on the back.
7. **Say** "Say With Me" listed on the front.
 8. For ages 4-K, **ask** "Questions" listed on the front.

PROP TALK C

Whole Group Leader Guide



THE DONKEY AND THE KING

1st PRAISE MOUTH

directions on back

YOU'LL NEED

- Toy mouth (1 per room)

2nd SAY WITH ME

all ages

Say Together: I give God all of me!

3rd QUESTIONS

ages 4-K

1. **Can you worship God with your mouth?** *Yes*
2. **When you sing for God with joy, are you happy or mad?** *Happy*

PRAISE MOUTH

directions

1. **Show** toy mouth to kids.

Say: I love to worship God to show love to Him!
What can we do to worship God with our mouths?

2. Kids **respond**.

Say: Great answers, friends. Let's worship God with our mouths, right now!

3. **Choose** a kid to **stand up** and **hold** the toy mouth.

Say: When I say a way to worship God with our mouths, do it!


4. Read something out loud from the **Praise Mouth List** below, and help kids do the action that goes with it.
5. **Continue** through the list, choosing a new kid to hold the toy mouth each time.

Praise Mouth List

- Use your mouth to sing with joy to God.
Help kids sing, "La la la!"
 - Use your mouth to say nice words to God.
Help kids say, "God, I love You!"
 - Use your mouth to say a Bible verse.
Help kids say, "Worship the Lord with gladness. Come before him singing with joy." (from Psalm 100:2 NLT)
 - Use your mouth to tell people about Jesus.
Help kids say, "Jesus loves you!"
 - Use your mouth to say "Thank You!" to God
Help kids say, "Thank You, God!"
6. **Say** "Say With Me" listed on the front.
 7. For ages 4-K, **ask** "Questions" listed on the front.

PROP TALK D

Whole Group Leader Guide



THE DONKEY AND THE KING

1st PRAISE HERE

directions on back

YOU'LL NEED

- Toy feet (1 pair per room)

2nd SAY WITH ME

all ages

Say Together: I give God all of me!

3rd QUESTIONS

ages 4-K

1. **Where can you worship God?** *Everywhere*
2. **Is God always with you, everywhere you go?**
Yes

PRAISE HERE

Say: Friends, look at these feet! My favorite thing to do with my feet is walking. Stand up and pretend to walk with me.

1. Kids **stand up** and **walk in place** while you make the toy feet **pretend to walk**.

Say: God's with us everywhere we walk, so we can worship God everywhere we go! Where should we walk to first?

2. **Choose** a kid to **hold** the feet and **say** the name of a place. *If kid needs help, use the **Praise Here List** below.*

Say: Ok! Let's walk to place the kid chose.

3. Everyone **walks in place**.

Say: Stop! We're here! Can we worship God here?

5. Kids **respond**, "Yes!"

Say: Okay! Let's worship God with our feet by jumping up and down and dancing!

6. Everyone **jumps** up and down and **dances**.
7. **Repeat** steps 2-6 as many times as possible.
8. **Say** "Say With Me" listed on the front.
9. For ages 4-K, **ask** "Questions" listed on the front.

Praise Here List

| | | |
|--------|---------|---------|
| Church | Outside | School |
| Home | Park | Daycare |
| Zoo | Store | Beach |