

# Small Group Leader Guide



# Week 1

**Ages 4-K**  
**The Donkey and  
the King**

## Question

How can you worship God?

## Answer

I give God all of me!

## Bible Verse

Psalm 100:2 NLT *Worship the LORD with gladness. Come before him, singing with joy.*

## What To Do First

### Review

1. **Introduce** yourself.
2. **Say** the **Question**, **Answer**, and **Verse** together.

### Read

1. **Lay** Story Cards in order.
2. **Point** to the first card.
3. **Read** the caption.
4. **Ask** the **Review Question**.
5. **Do** the **Action** together.
6. **Repeat** steps 2-5 for Story Cards 2-5.

### Remember

#### What Do You See?

1. **Hold up** Story Card 1.
2. **Ask**, "What do you see in this picture?" *Group answers.*
3. **Repeat** steps 1-2 for Story Cards 2-5.

## Review Questions & Actions

### Story Card 1

### Question

Who told the disciples to find a donkey? *Jesus*

### Action

Pretend to look for a donkey.

### Story Card 2

### Question

What did Jesus ride to get to Jerusalem? *A donkey*

### Action

Pretend to be a donkey going to Jerusalem.

### Story Card 3

### Question

Where did the people put the cloaks and palm branches? *On the road*

### Action

Pretend to wave palm branches for Jesus.

### Story Card 4

### Question

Who shouted to worship Jesus? *The people*

### Action

Shout, "Hosanna!" to Jesus.

### Story Card 5

### Question

Did Jesus tell the people to be quiet? *No*

### Action

Clap for Jesus.

## How To Wrap Up

### Talk

Jesus rode a donkey.  
What animals do you like?

### Pray

Ask kids what they want to talk to God about, and pray with them.


## Adventure Book

### Begin at Check Out Time

1. If you need to help with check out, **combine** your Small Groups.
2. **Give** each kid an Adventure Book, six stickers, and some crayons.
3. **Help** kids do activities inside the book.
4. **Keep** kids busy coloring and talking during check out.
5. **Send** stickers home with kids who leave early.
6. When a kid leaves, **tell** the parents something positive about their kid.



# Small Group Leader Guide



## Week 2

**Ages 4-K**  
**The Donkey and  
the King**

### Question

How can you worship God?

### Answer

I give God all of me!

### Bible Verse

Psalm 100:2 NLT *Worship the LORD with gladness. Come before him, singing with joy.*

### What To Do First

#### Review

1. **Introduce** yourself.
2. **Say** the **Question**, **Answer**, and **Verse** together.

#### Read

1. **Lay** Story Cards in order.
2. **Point** to the first card.
3. **Read** the caption.
4. **Ask** the **Review Question**.
5. **Do** the **Action** together.
6. **Repeat** steps 2-5 for Story Cards 2-5.

#### Remember

##### Mix It Up

1. **Shuffle** Story Cards.
2. **Place** Story Cards in the wrong order.
3. **Say**, "This story's mixed up! Let's put it in order."
4. Group **helps** put Story Cards in order.

### Review Questions & Actions

#### Story Card 1

#### Question

What did Jesus' disciples have to find? *A donkey*

#### Action

Pretend to look for a donkey.

#### Story Card 2

#### Question

Who rode the donkey down to Jerusalem? *Jesus*

#### Action

Pretend to be a donkey going to Jerusalem.

#### Story Card 3

#### Question

Who worshipped Jesus with cloaks and palm branches? *The people*

#### Action

Pretend to wave palm branches for Jesus.

#### Story Card 4

#### Question

What did the people shout for Jesus? *See Story Card 4*

#### Action

Shout, "Hosanna!" to Jesus.

#### Story Card 5

#### Question

Was everybody happy to worship Jesus? *No*

#### Action

Clap for Jesus.

### How To Wrap Up

#### Talk

The people waved branches for Jesus. What do you want to wave for Jesus?

#### Pray

Ask kids what they want to talk to God about, and pray with them.


### Adventure Book

#### Begin at Check Out Time

1. If you need to help with check out, **combine** your Small Groups.
2. **Give** each kid an Adventure Book, six stickers, and some crayons.
3. **Help** kids do activities inside the book.
4. **Keep** kids busy coloring and talking during check out.
5. **Send** stickers home with kids who leave early.
6. When a kid leaves, **tell** the parents something positive about their kid.



# Small Group Leader Guide



## Week 3

**Ages 4-K**  
**The Donkey and  
the King**

### Question

How can you worship God?

### Answer

I give God all of me!

### Bible Verse

Psalm 100:2 NLT *Worship the LORD with gladness. Come before him, singing with joy.*

### What To Do First

#### Review

1. **Introduce** yourself.
2. **Say** the **Question**, **Answer**, and **Verse** together.

#### Read

1. **Lay** Story Cards in order.
2. **Point** to the first card.
3. **Read** the caption.
4. **Ask** the **Review Question**.
5. **Do** the **Action** together.
6. **Repeat** steps 2-5 for Story Cards 2-5.

#### Remember Now What?

1. **Lay** down Story Card 1.
2. **Read** the caption.
3. **Ask**, "Now what's going to happen in the next picture?" *Group answers.*
4. **Repeat** steps 1-3 for Story Cards 2-5.

### Review Questions & Actions

#### Story Card 1

#### Question

What did Jesus tell His disciples to do?  
*Find a donkey.*

#### Action

Pretend to look for a donkey.

#### Story Card 2

#### Question

Who found the donkey?  
*Jesus' disciples*

#### Action

Pretend to be a donkey going to Jerusalem.

#### Story Card 3

#### Question

What did the people put on the ground for Jesus?  
*Cloaks and palm branches*

#### Action

Pretend to wave palm branches for Jesus.

#### Story Card 4

#### Question

Who did the people shout for?  
*Jesus*

#### Action

Shout, "Hosanna!" to Jesus.

#### Story Card 5

#### Question

What did the people who didn't want to worship Jesus say?  
*See Story Card 5*

#### Action

Clap for Jesus.

### How To Wrap Up

#### Talk

The people shouted for Jesus. What do you want to shout out for Jesus?

#### Pray


Ask kids what they want to talk to God about, and pray with them.

### Adventure Book Begin at Check Out Time

1. If you need to help with check out, **combine** your Small Groups.
2. **Give** each kid an Adventure Book, six stickers, and some crayons.
3. **Help** kids do activities inside the book.
4. **Keep** kids busy coloring and talking during check out.
5. **Send** stickers home with kids who leave early.
6. When a kid leaves, **tell** the parents something positive about their kid.



# Small Group Leader Guide



## Week 4

**Ages 4-K**  
**The Donkey and  
the King**

### Question

How can you worship God?

### Answer

I give God all of me!

### Bible Verse

Psalm 100:2 NLT *Worship the LORD with gladness. Come before him, singing with joy.*

### What To Do First

#### Review

1. **Introduce** yourself.
2. **Say** the **Question**, **Answer**, and **Verse** together.

#### Read

1. **Lay** Story Cards in order.
2. **Point** to the first card.
3. **Read** the caption.
4. **Ask** the **Review Question**.
5. **Do** the **Action** together.
6. **Repeat** steps 2-5 for Story Cards 2-5.

#### Remember

#### **What's Missing?**

1. **Lay** out four Story Cards.
2. **Ask**, "Which picture is missing?" *Group answers.*
3. **Lay** Story Card in place.
4. **Repeat** steps 1-3, but **leave out** different card.

### Review Questions & Actions

#### Story Card 1

#### Question

Who had to go find a donkey? *Jesus' disciples*

#### Action

Pretend to look for a donkey.

#### Story Card 2

#### Question

Where did Jesus go on the donkey? *Jerusalem*

#### Action

Pretend to be a donkey going to Jerusalem.

#### Story Card 3

#### Question

Who did the people want to worship? *Jesus*

#### Action

Pretend to wave palm branches for Jesus.

#### Story Card 4

#### Question

Why did the people shout for Jesus? *To worship Him*

#### Action

Shout, "Hosanna!" to Jesus.

#### Story Card 5

#### Question

If people don't praise Jesus, what will?  
*The stones*

#### Action

Clap for Jesus.

### How To Wrap Up

#### Talk

The stones will praise Jesus if people don't. What would stones sound like?

#### Pray

Ask kids what they want to talk to God about, and pray with them.

### Adventure Book

#### Begin at Check Out Time

1. If you need to help with check out, **combine** your Small Groups.
2. **Give** each kid an Adventure Book, six stickers, and some crayons.
3. **Help** kids do activities inside the book.
4. **Keep** kids busy coloring and talking during check out.
5. **Send** stickers home with kids who leave early.
6. When a kid leaves, **tell** the parents something positive about their kid.

