


PROP TALK A

Whole Group Leader Guide



THE KING AND THE KINGDOM

1st TEACHER JESUS

directions on back

YOU'LL NEED

- Teacher picture (1 per room)
- Jesus head (1 per room)

2nd SAY WITH ME

all ages

Say Together: Jesus is my teacher!

3rd QUESTIONS

ages 4-K

1. **Tell me your teachers' names.** *Answers will vary. If kids are not in daycare or school yet, help them say the names of the leaders in the room.*
2. **Who is the best teacher?** *Jesus*

TEACHER JESUS

directions

Say: I had some really fun teachers when I was a kid. I learned a lot from them!

1. **Show** the teacher picture.

Say: This picture reminds me of all my old teachers. But it also reminds me of someone else! Someone who is the *best* teacher, ever! Who do you think He is?

2. **Kids** guess.

Say: If you said Jesus, you're right! Jesus is the best teacher. We can learn from Him and obey Him all the time! Now, let's turn this teacher into Jesus!


3. **Choose** a kid to put the Jesus head on the teacher picture.
4. When the kid **puts** Jesus' head on the teacher picture **everyone says**, "Jesus is my teacher!"
5. **Repeat** steps 3-4 to give as many kids as possible a turn.

Say: When we learn from the Bible, we can learn from Jesus! He's the best teacher because He teaches us God's way!

6. **Say** "Say With Me" listed on the front.
7. For ages 4-K, **ask** "Questions" listed on the front.

PROP TALK B

Whole Group Leader Guide



THE KING AND THE KINGDOM

1st IN THE BIBLE

directions on back

YOU'LL NEED

- Storybook Bible (1 per room)
- Look in the Bible activity supplement (1 per room)

2nd SAY WITH ME

all ages

Say Together: Jesus is my teacher!

3rd QUESTIONS

ages 4-K

1. **What book can help us learn from Jesus?** *The Bible*
2. **What are some things Jesus teaches us in the Bible?** *Answers will vary. See Look in the Bible activity supplement for ideas if needed.*

IN THE BIBLE

directions

Before Prop Talk

1. **Place** Look in the Bible activity supplement inside the Storybook Bible.

Prop Talk

1. **Show** the Bible.

Say: Friends, look! I have a Bible.


2. **Lead** kids through this Bible poem: "The Bible is God's book for you! You can trust it's right and true."

Say: We can look in the Bible to learn how to live God's way. That's how Jesus teaches us! Let's learn together right now!

3. **Read** the first verse from the Bible activity supplement as if you're reading directly from the Bible.
4. **Demonstrate** the motion listed after the verse, and **help** kids **do** the motion together.
5. **Repeat** steps 3-4 for the rest of the verses on the activity supplement.
6. **Say** "Say With Me" listed on the front.
7. For ages 4-K, **ask** "Questions" listed on the front.

PROP TALK C

Whole Group Leader Guide



THE KING AND THE KINGDOM

1st ROCK OR SAND

directions on back

YOU'LL NEED

- Rock (1 per room)
- Bag of sand (1 per room)

2nd SAY WITH ME

all ages

Say Together: Jesus is my teacher!

3rd QUESTIONS

ages 4-K

1. **What choices make you strong like a house on a rock?** *Answers will vary. See **Strong or Weak List** on back for ideas if needed.*
2. **What choices make you weak like a house on soft and shifting sand?** *Answers will vary. See **Strong or Weak List** on back for ideas if needed.*

ROCK OR SAND

directions

1. **Choose** two kids to stand in front of the small groups with you.

2. **Give** one kid the rock, and one kid the sand.

Say: I'll tell you some choices. You tell me if it's a strong choice like building a house on a rock ...

3. **Tell** kid with the rock to **hold up** the rock.

Say: ... or if it's a weak choice like building a house on soft and shifting sand.

4. Kid with the sand **holds up** the sand, and **wiggles** it to show how shifting it is.

Say: Okay, here's the first choice!

5. **Read** a choice from the **Strong or Weak List** below.

6. If it's a strong choice, kids **say**, "Strong!" and kid with rock **holds up** the rock.

7. If it's a weak choice, kids **say**, "Weak!" and kid with sand **holds up** the sand.

8. **Repeat** steps 5-7 for all of the choices on the list, **choosing** as many kids to have turns with the rock and the sand as you can.

9. **Say** "Say With Me" listed on the front.

10. For ages 4-K, **ask** "Questions" listed on the front.

Strong or Weak List

Strong


- Obey my leaders
- Learn from the Bible
- Pray for people
- Help people

Weak

- Disobey leaders
- Run when I should walk
- Laugh when people get hurt
- Never share

PROP TALK D

Whole Group Leader Guide



THE KING AND THE KINGDOM

1st STRONG LIFE

directions on back

YOU'LL NEED

- Wooden blocks (10 per room)

2nd SAY WITH ME

all ages

Say Together: Jesus is my teacher!

3rd QUESTIONS

ages 4-K

1. **Who can you obey to build a strong life?** *Jesus*
2. **How can you build a strong life on Jesus?** *Obey what Jesus teaches.*

STRONG LIFE

1. **Place** blocks in a pile next to you.

Say: Friends! Look at all these blocks I have! Blocks remind me I can build my life on Jesus when I obey what Jesus teaches.

2. **Place** a block on the ground.

Say: I can build my life on Jesus when I'm kind to my friends, even when they're mean to me.

3. **Stack** a block on top of the first block while you talk about being kind.

4. **Choose** a kid to stack another block on the tower as you say another way you can build your life on Jesus. See **Strong Life** list below for ideas.

5. **Repeat** step 4 until all the blocks are stacked.

Note: *If your kids are younger, you may want to make two stacks of five blocks each instead of attempting one tall stack of ten blocks.*

Say: Wow! There are lots of good ways we can build our lives on Jesus. We can obey God and show others we believe in Him!

6. **Say** "Say With Me" listed on the front.

7. For ages 4-K, **ask** "Questions" listed on the front.

Strong Life List

- Read the Bible
- Pray
- Help our friends
- Obey our parents and leaders
- Say kind words
- Think good thoughts
- Tell the truth
- Love each other
- Worship only God