



Get Their Attention! (5 minutes)

Materials: Willy Worm Puppet

WELCOME kids to Wise Up! **EXPLAIN** that we will have so much fun learning how to listen and WISE UP as we wiggle through the Bible!

INTRODUCE yourself to the group as their leader. **INTRODUCE** and **PASS Willy Worm Puppet** by **SAYING**:

This is Willy Worm. He LOVES to come to church and meet new friends.

When Willy Worm comes to you, wiggle your finger like a worm (wiggle pointer finger), and tell him your name. (Kids will introduce themselves while passing Willy Worm Puppet.)

After all kids have been introduced, **SAY**:

Thank you for controlling your words and listening as your friends introduced themselves.

Willy Worm knows how to control his words, especially when he is mad or wants to brag! If you can control your words, too, say this after me: (Pause for kids to repeat)

I Will (thumbs to chest)

Control (clap)

My Words! (cup hands around mouth)

Bible Story:

The Greatest of All

Mark 9:33-37;

Luke 9:46-48

Need to Know:

I Will

(thumbs to chest)









Control

(clap)

My Words!

(cup hands around mouth)

Materials:

-  Willy Worm Puppet
-  God's Story for Me Bible
-  Dot Cards
-  Foam Die
-  Hand Sanitizer
-  Snacks
-  Coloring Sheets
-  Crayons

Application Activity (8 minutes)

Materials: God's Story for Me Bible, Dot Cards, Foam Die

1. **TELL** kids we are going to read a story from God's Word, then **SHOW** and **READ** pp. 362-365 from *God's Story for Me Bible* ("The Greatest of All").
2. **TELL** kids that we are going to play a game to find out how we can WISE UP by controlling our words!
3. **EXPLAIN** the game as you **SAY** and **DO** the following:
 - **LAY** each **Dot Card**, dots side up, in the center of the group.
 - Have each child **ROLL** the **Foam Die** and **MATCH** dots shown on **Die** to dots shown on **Cards**.
 - **READ ONE** question/statement from the matching **Dot Card** aloud, and allow group to respond.
 - **NOTE:** If you've read all the questions/statements of a certain number, have child roll again until a different number of dots is rolled.
4. **PLAY** until everyone has had a turn, or as time allows, and then **SAY**:

Even when it is hard, Jesus wants you and me to control our words (cup hands around mouth)!

This week, you can WISE UP as you remember (have kids repeat after you):



I Will (thumbs to chest) Control (clap) My Words! (cup hands around mouth)

Application Activity Summary:

Kids will roll a foam die and match the dots to discover how to WISE UP by controlling their words!

Filler Activities:

Use any of the following to help keep kids engaged for the remainder of the small group:

-  **I'm A Little Wiggle Worm** (To the tune of "I'm A Little Teapot")
 - I'm a little wiggle worm** (wiggle pointer finger in place)
 - Watch me go** (wiggle finger)
 - I can wiggle fast** (wiggle finger fast)
 - And I can wiggle slow** (wiggle finger slow)
 - I wiggle all around** (wiggle finger in a circle)
 - Then back I go** (wiggle finger slowly)
 - Down into the ground** (make circle with opposite hand)
 - To the home I know!** (wiggle finger into opposite hand circle)
-  **Wiggles and Jiggles**

Say the following and have kids repeat after you as they do motions.

 - I love to wiggle.** (Thumbs to chest)
 - My fingers can wiggle.** (Wiggle fingers)
 - My feet can jiggle.** (Shake feet)
 - My head can wiggle.** (Shake head)
 - My whole body can jiggle!** (Wiggle body)

Wrap It Up (2 minutes)

Materials: Hand Sanitizer, Snacks, Coloring Sheets, Crayons

PRAY with your group, having them repeat the following after you in short phrases.

Dear God, please help me to control my words this week! Thank you for my snack. I love you! In Jesus' name I pray. Amen!

SANITIZE hands with **hand sanitizer** and **PASS OUT snacks**.

As kids eat **snacks**, **EXPLAIN** and **PRACTICE** Remember Verse by saying:

We can learn how Jesus wants us to control our words when we read the Bible! Reading the Bible helps us to WISE UP! Let's say these words from the Bible together:

(**SAY** each Remember Verse phrase and allow kids to repeat.)

"Wise people (thumbs to chest)

Can listen (cup hand around ear)

And learn..." (point to head)

Proverbs 1:5 (show one finger)

REMIND kids that if they can say the verse next week, they will win a special **Prize!**

GIVE each child a **coloring sheet** and **crayons**. As kids color, **TALK** about what they learned today.

USE Filler Activities on **LEFT** to keep kids engaged in small group until they are checked out.